


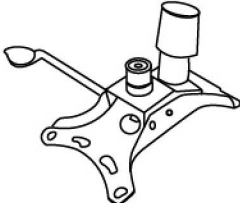


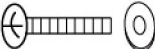

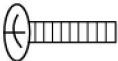

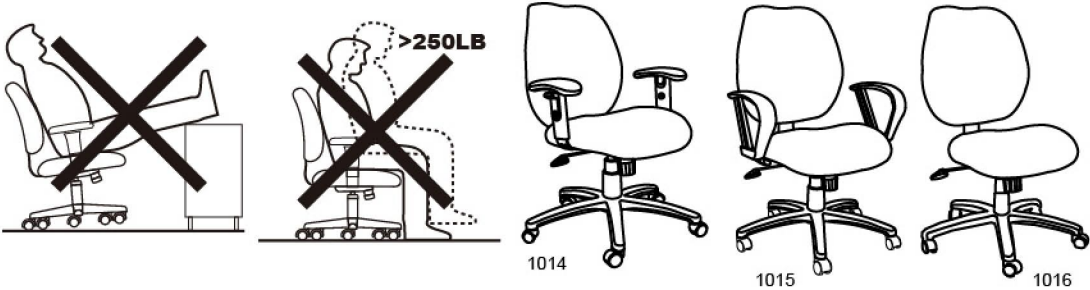
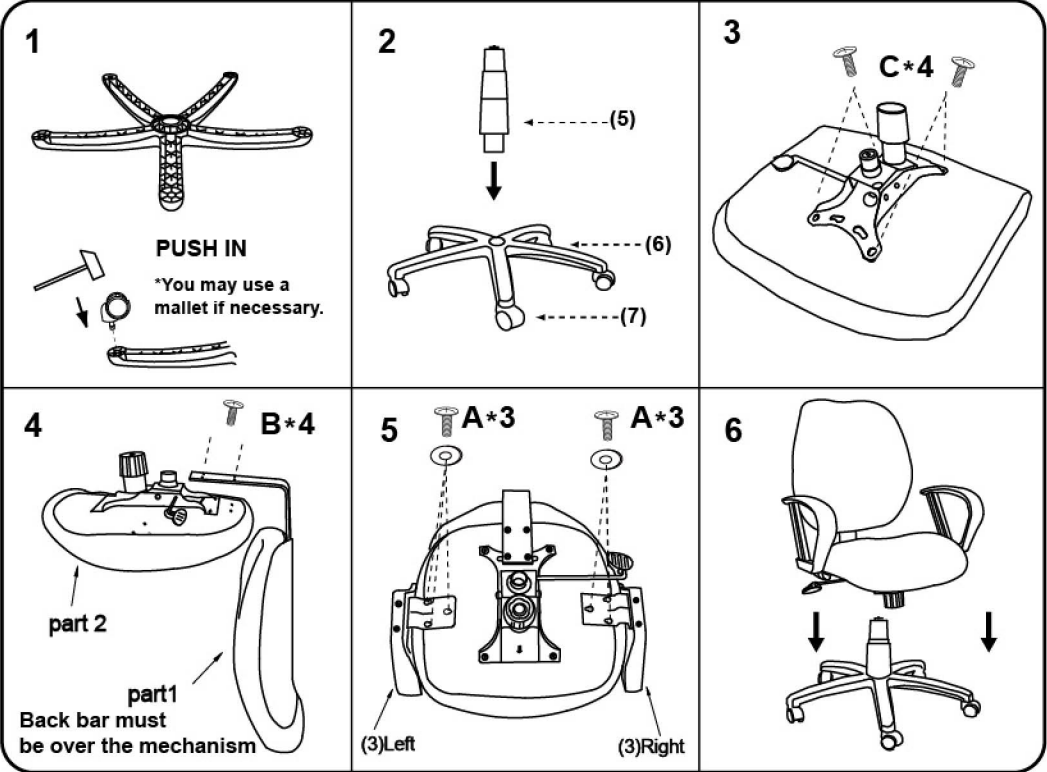


# **IMPORTANT NOTICE:** **HARDWARE PACKAGE IS ATTACHED** **ON THE BOTTOM OF SEAT CUSHION.**

MODEL: B1016 B1015 B1014  
 B1006 B1005 B1004

(1)x1	(2)x1	(3)x1 (L)x1 (R)
		
Back	Seat	B1014 & 1015 ARM
(4)x1	(5)x1	(6)x1
		
Mechanism	Gas Lift	Base
(7)x5	<div> <div> <div>(A)*6</div> <div></div> <div>M6*25 ARM SCREW</div> </div> <div> <div>(B)*4</div> <div></div> <div>M6*30 L-BAR SCREW</div> </div> <div> <div>(C)*4</div> <div></div> <div>M8*22 MECHANISM SCREW</div> </div> </div>	
		
Casters		



Insert and loosely tighten all screws. When assembly is completed, fully tighten all screws before using. This chair is only intended for sitting. Any other use will void the warranty.