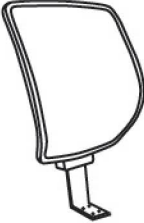





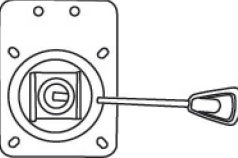






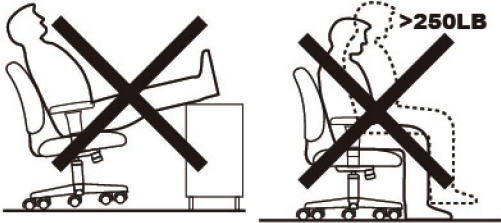
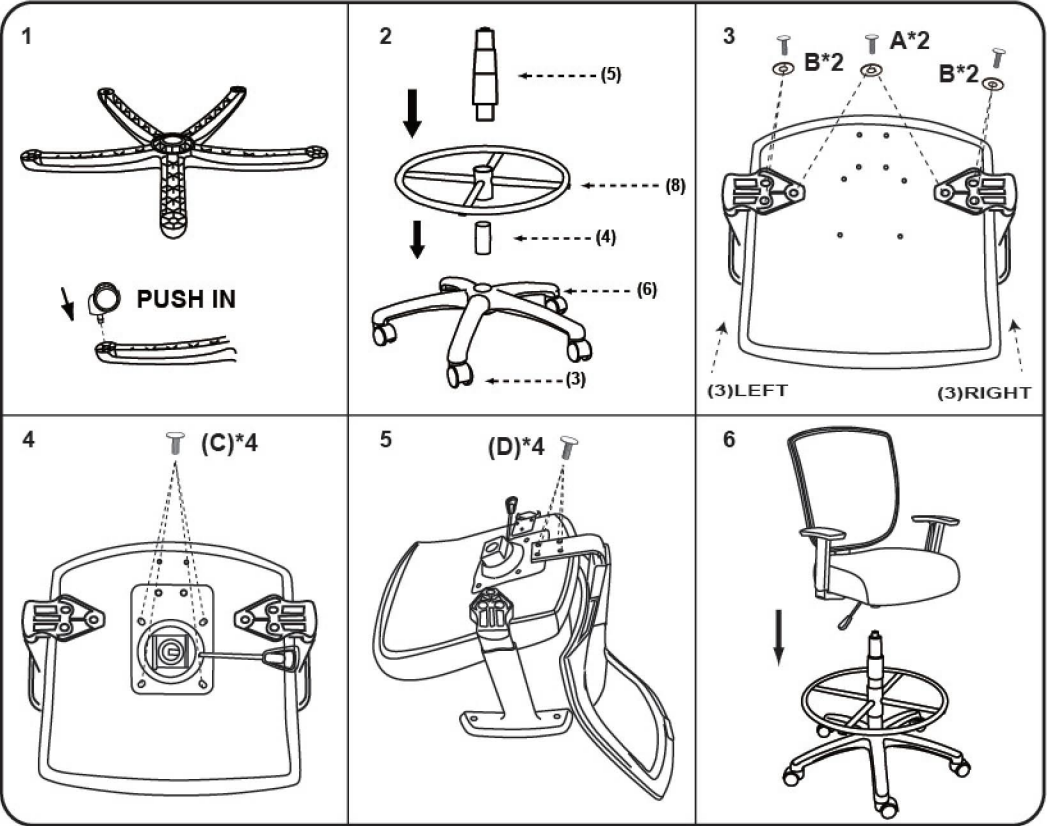


IMPORTANT NOTICE:
HARDWARE PACKAGE IS ATTACHED
ON THE BOTTOM OF SEAT CUSHION.

MODEL : B16021

(1)x1	(2)x1	(3)x5
		
BACK	SEAT	CASTERS
(4)x1	(5)x1	(6)x1
		
TU009-EXT	GAS LIFT	BASE
(7)x1	(8)x1	(9)x1 (L) x1 (R)
		
MECHANISM	TU009	Left- Arm Right- Arm
(A)x2  M6*25 ARM SCREW	(C)x4  M8*22 MECHANISM SCREW	
(B)x4  M6*40 ARM SCREW	(D)x4  M6*30 L-BAR SCREW	



Insert and loosely tighten all screws. When assembly is completed, fully tighten all screws before using. This chair is only intended for sitting. Any other use will void the warranty.

