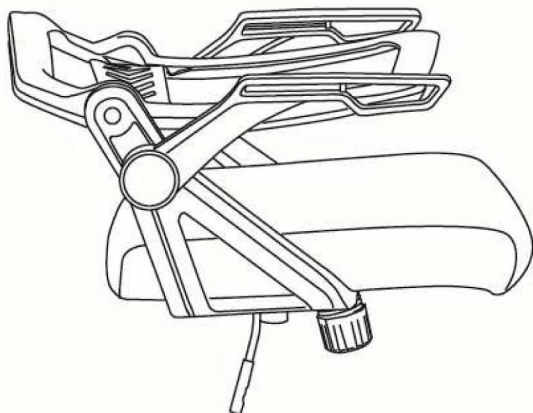
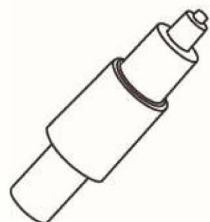


MODEL : B16223

(1)x1



(2)x1



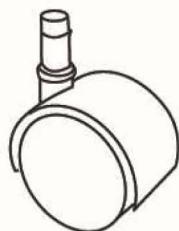
GAS LIFT W/ COVER

(3)x1




BASE

(4)x5



CASTER

(5)x1



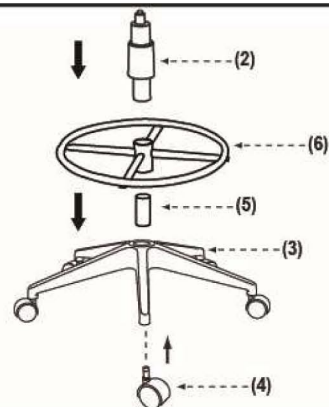
TU009-EXT

(6)x1

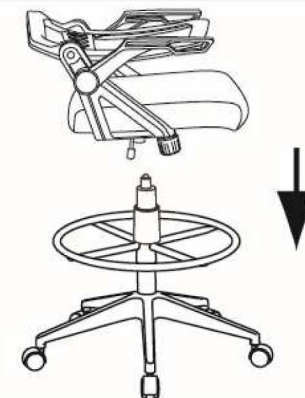


TU009

1



2



3



4



Insert and loosely tighten all screws. When assembly is completed, fully tighten all screws before using. This chair is only intended for sitting. Any other use will void the warranty.

