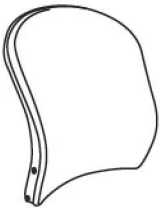

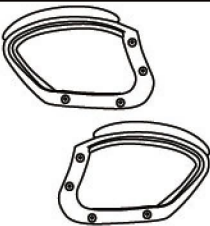
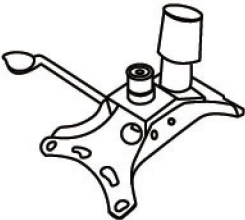












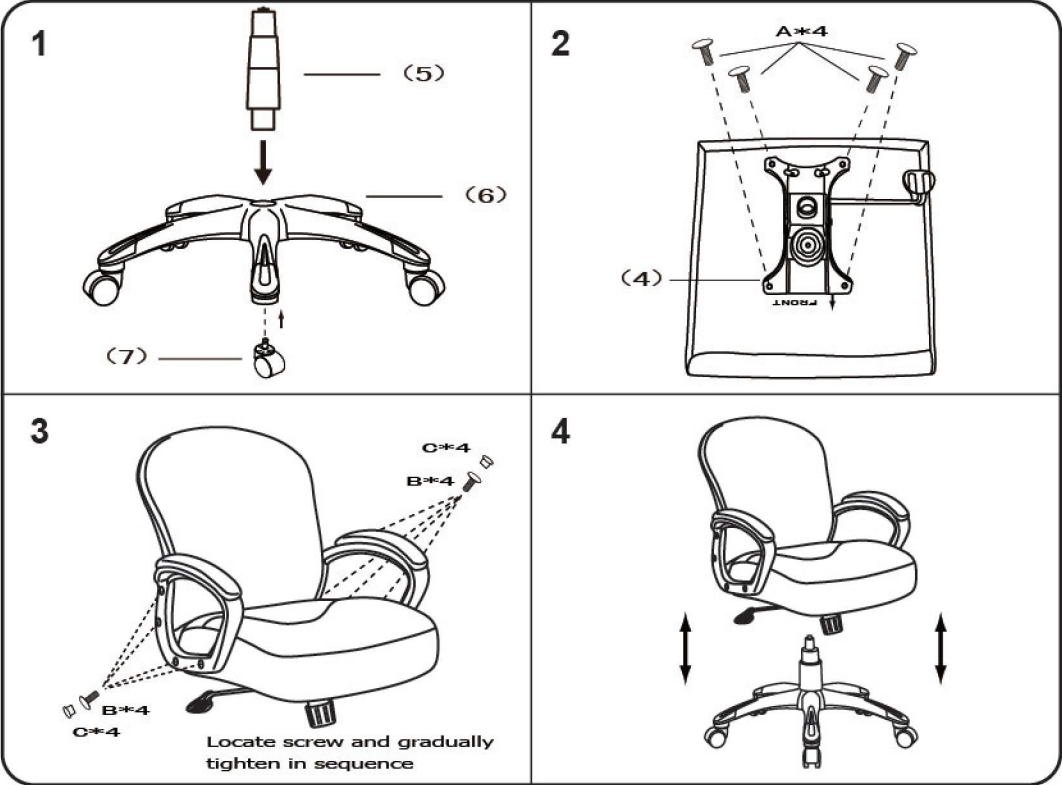


IMPORTANT NOTICE:
HARDWARE PACKAGE IS ATTACHED
ON THE BOTTOM OF SEAT CUSHION.

MODEL:B6256 F601GM

(1)X1	(2)X1	(3)X1 (L)X1 (R)									
		 LARM LEFT ARM RARM RIGHT ARM									
(4)X1	(5)X1	(6)X1									
											
(7)X5	<table><tr><td>(A)*4</td><td></td><td>M8*22 MECHANISM SCREW</td></tr><tr><td>(B)*8</td><td></td><td>M6*30 ARM SCREW</td></tr><tr><td>(C)*8</td><td></td><td>ARM CAP</td></tr></table>		(A)*4		M8*22 MECHANISM SCREW	(B)*8		M6*30 ARM SCREW	(C)*8		ARM CAP
(A)*4		M8*22 MECHANISM SCREW									
(B)*8		M6*30 ARM SCREW									
(C)*8		ARM CAP									
	CASTERS										



Insert and loosely tighten all screws. When assembly is completed, fully tighten all screws before using.
This chair is only intended for sitting. Any other use will void the warranty.

