


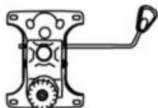


















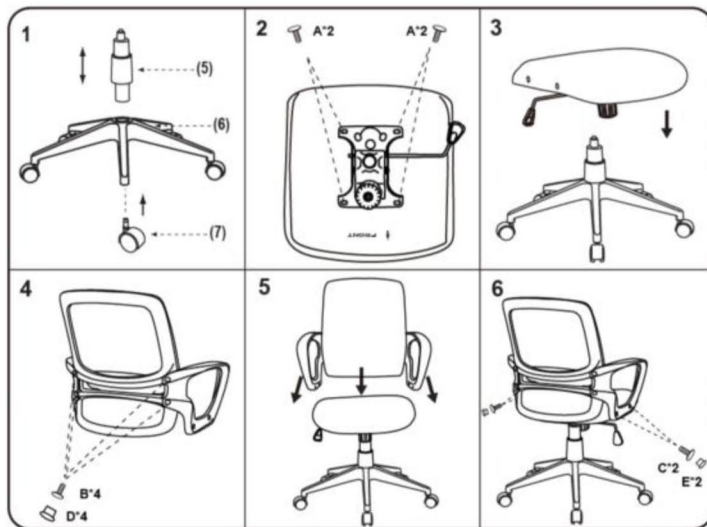


IMPORTANT NOTICE:
HARDWARE PACKAGE IS ATTACHED
ON THE BOTTOM OF SEAT CUSHION.

MODEL : B6456

(1)x1	(2)x1	(3)x1 (L)x1 (R)															
																	
Back	Seat	Right & Left Arm															
(4)x1	(5)x1	(6)x1															
																	
Mechanism	Gas Lift	Base															
(7)x5	<table> <tr> <td>(A)*4</td><td></td><td>M6*22 Mechanism Screw</td></tr> <tr> <td>(B)*4</td><td></td><td>M6*18 Arm Screw/ Back</td></tr> <tr> <td>(C)*4</td><td></td><td>M6*22 Arm Screw/ Seat</td></tr> <tr> <td>(D)*4</td><td></td><td>Arm Cap/ Back</td></tr> <tr> <td>(E)*4</td><td></td><td>Arm Cap/ Seat</td></tr> </table>		(A)*4		M6*22 Mechanism Screw	(B)*4		M6*18 Arm Screw/ Back	(C)*4		M6*22 Arm Screw/ Seat	(D)*4		Arm Cap/ Back	(E)*4		Arm Cap/ Seat
(A)*4		M6*22 Mechanism Screw															
(B)*4		M6*18 Arm Screw/ Back															
(C)*4		M6*22 Arm Screw/ Seat															
(D)*4		Arm Cap/ Back															
(E)*4		Arm Cap/ Seat															
	Casters																



Insert and loosely tighten all screws.
 When assembly is completed, fully tighten
 all screws before using. This chair is only
 intended for sitting. Any other use will
 void the warranty.

