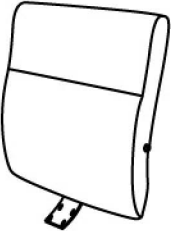


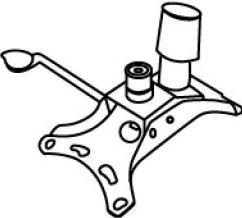



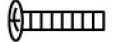
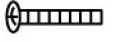













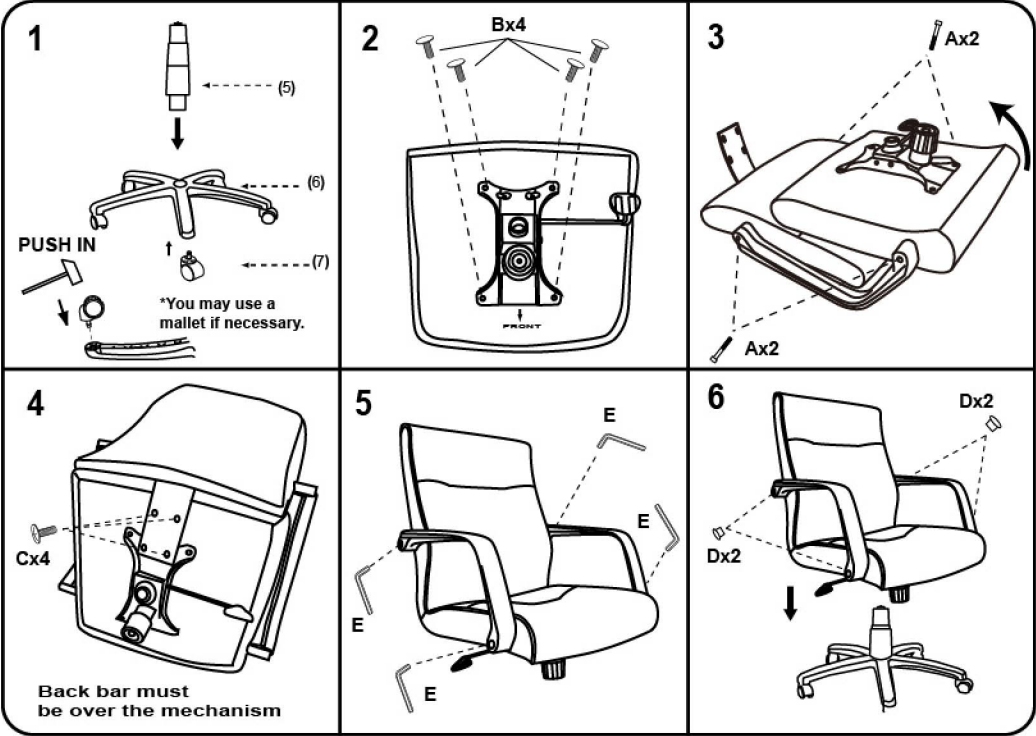


**IMPORTANT NOTICE:
HARDWARE PACKAGE IS ATTACHED
ON THE BOTTOM OF SEAT CUSHION.**

MODEL:B686

(1)X1	(2)X1	(3)X1 (L)X1 (R)															
																	
Back	Seat	Right & Left Arm															
(4)X1	(5)X1	(6)X1															
																	
Mechanism	Gas Lift W/ Cover	Nylon Base															
(7)X5	<table><tr><td>(A)x4</td><td></td><td>M8x45 Arm Screw</td></tr><tr><td>(B)x4</td><td></td><td>M8x22 Mechanism Screw</td></tr><tr><td>(C)x4</td><td></td><td>M6x30 L-Bar Screw</td></tr><tr><td>(D)x4</td><td></td><td>Arm Cap</td></tr><tr><td>(E)x1</td><td></td><td>Allen Key</td></tr></table>		(A)x4		M8x45 Arm Screw	(B)x4		M8x22 Mechanism Screw	(C)x4		M6x30 L-Bar Screw	(D)x4		Arm Cap	(E)x1		Allen Key
(A)x4		M8x45 Arm Screw															
(B)x4		M8x22 Mechanism Screw															
(C)x4		M6x30 L-Bar Screw															
(D)x4		Arm Cap															
(E)x1		Allen Key															
	Casters																



Note: Please tighten all arm screws using allen key before step 6

**Insert and loosely tighten all screws. When assembly is completed, fully tighten all screws before using.
This chair is only intended for sitting. Any other use will void the warranty.**

