

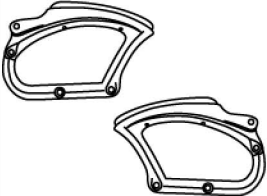


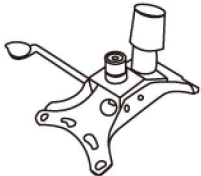




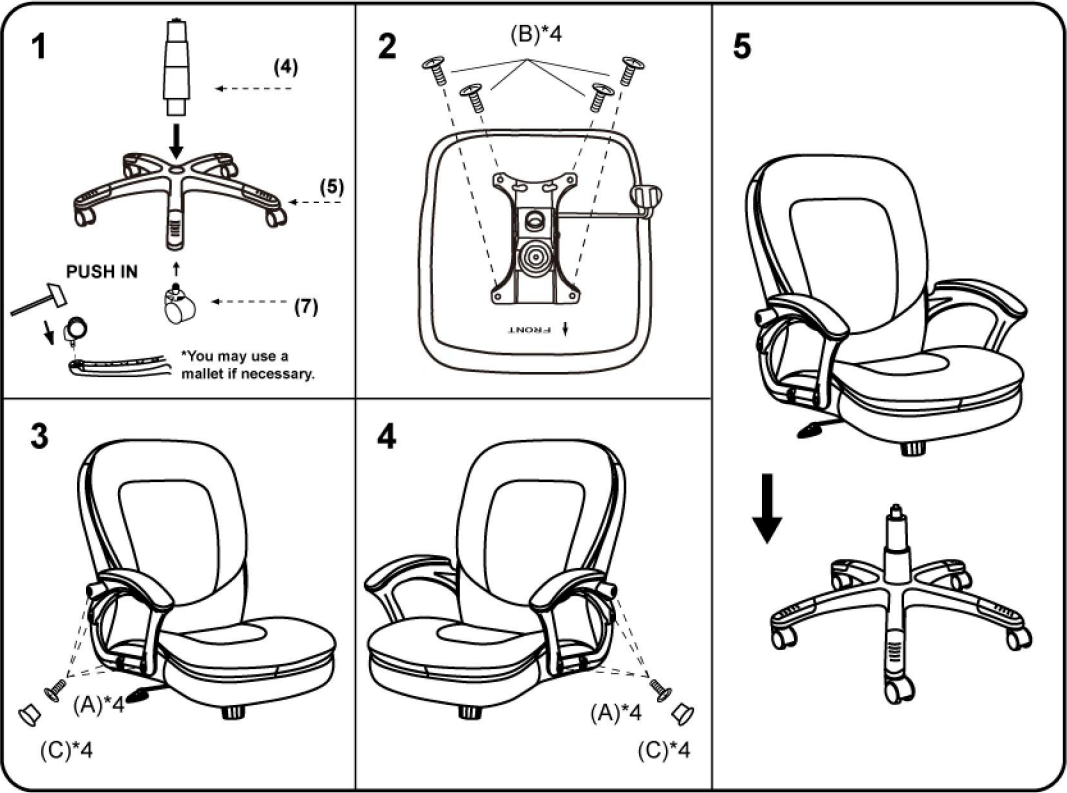


Please unscrew all hardware from cushion before assembly.
Por favor de destornillar todos los tornillos del cojín antes de ensamblar la silla.

MODEL : B7101 7106

(1)x1	(2)x1	(3)x1 (L)x1 (R)
		
Back Cushion	Seat Cushion	Left & Right-Arm
(4)x1	(5)x1	(6)x1
		
Gas Lift W/ Cover	Base	Mechanism
(7)x 5		
		
Caster		
(A)x8		M6*18 ARM SCREW
(B)x4		M8*22 MECHANISM SCREW
(C)x8		ARM CAPS



Insert and loosely tighten all screws. When assembly is completed, fully tighten all screws before using. This chair is only intended for sitting. Any other use will void the warranty.

