




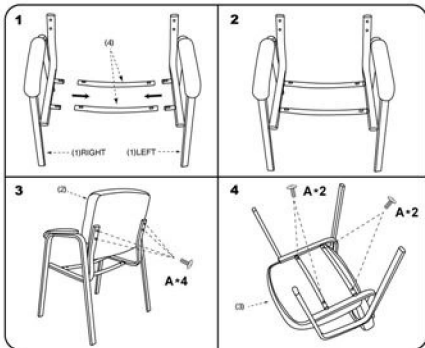


Please unscrew all hardware from cushion before assembly.
Por favor de destornillar todos los tornillos del cojín antes de ensamblar la silla.

MODEL : B7509

(1)X1 (L)X1 (R)	(2)x1
 <p>Right & Left Frame</p>	 <p>Back (3)x1</p>
	 <p>Seat (4)x2</p>
	 <p>Connecting bar</p>
<p>(A)*8  M6*36 BACK BAR SCREW</p>	



Insert and loosely tighten all screws. When assembly is completed, fully tighten all screws before using. This chair is only intended for sitting. Any other use will void the warranty.

