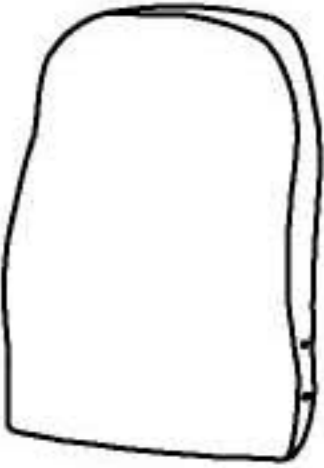

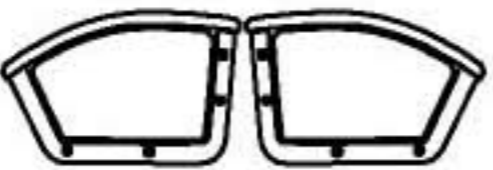
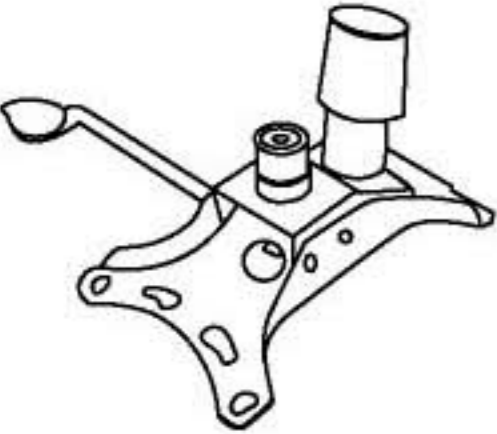
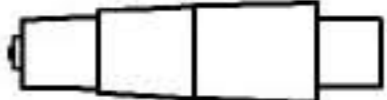


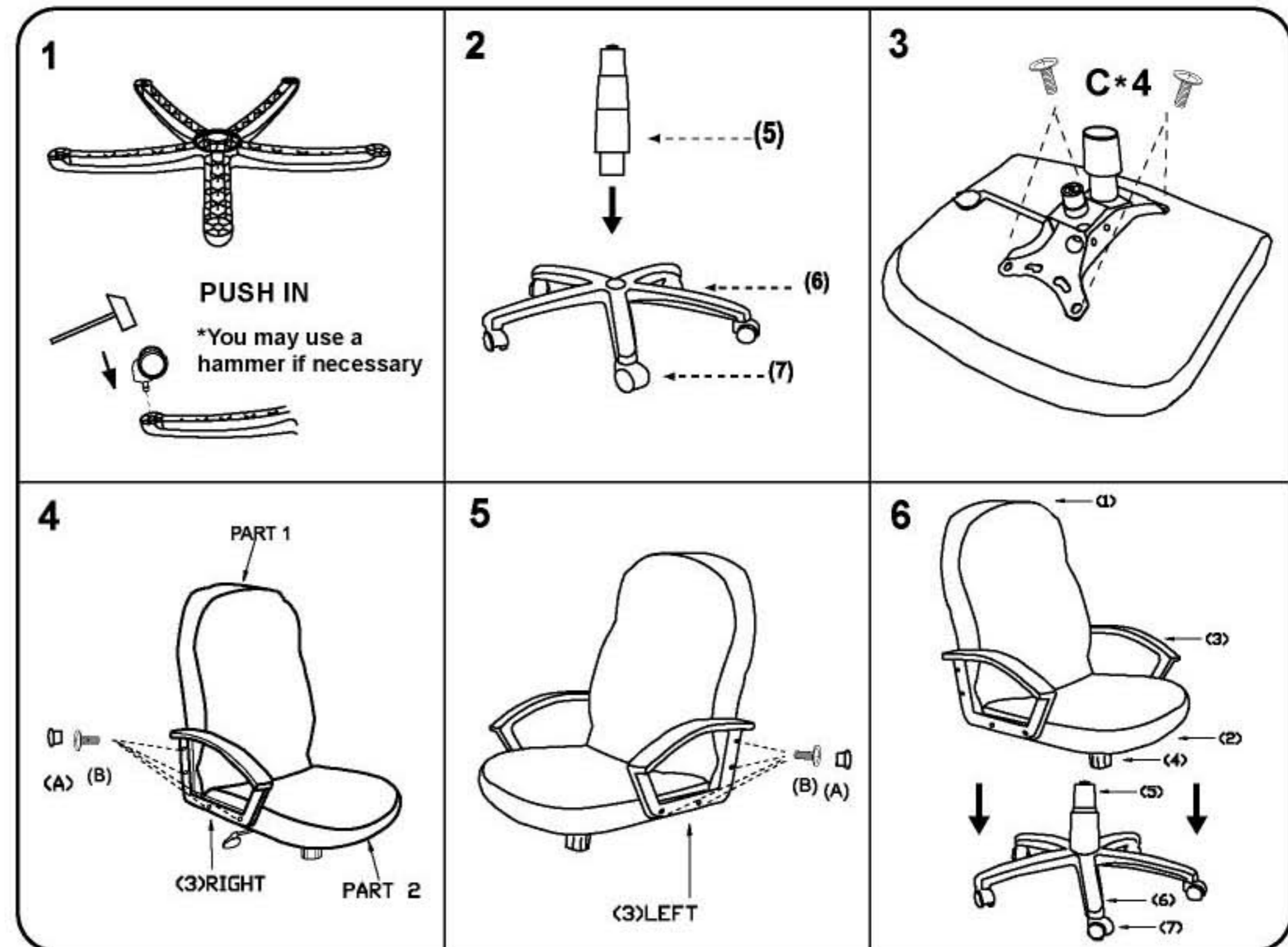


MODEL : B8401 B8801 B7201 B7206
 B7301 B8106 B8501 B7901 B7306
 B7906 B7701 B7706 B7641 B7741
 B7501 B7506 B8101 B8506 B7601
 B8306 B7806 B8811 B7801

(1)x1	(2)x1	(3)x1 (L)x1 (R)
		
(4)x 1	(5)x1	(6)x1
		
(7)x 5		
		

Please unscrew all screws from cushion before assembly.

- (A)*8  **M6 * 18** ARM SCREW
- (B)*8  ARM CAP
- (C)*4  **M8 * 22** MECHANISM SCREW



It is important to assemble all parts so that the directional "Arrows" point in the same direction. Make certain that all screws are FULLY tightened before using the chair. Each month, check all screws and tighten any that may have loosened.

Warning: Do not stand on the seat for any purposes

