

Thank you for your purchase!



8 Pack Solar Pathway Light

Technical data


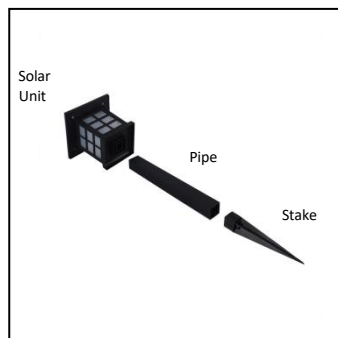

Requires 1 x 1.2V DC (1x Ni-Mh rechargeable battery, type AAA, 200mAh) (included)

Charging time: approx. 6 to 8 hours (in sunlight)

Product Contents:

Solar lights; Ground spikes (consisting of two parts each)

1. Take the stake out of the pipe, insert the two parts together, then mount onto the lamp holder.
2. The On/Off switch is located on the underside of the solar unit.
3. Push the switch to "on" position to activate the solar unit. To deactivate the solar light push the On/Off switch to "off" position to save energy.
4. During the day, the solar panel converts solar power into energy and stores in the rechargeable battery. At night, the light turns on automatically and uses stored energy.
5. The duration of illumination will depend on the geographical location, weather conditions and seasonal light availability. Choose an outdoor location where the solar panel can receive at least 6 hours of full and direct sunlight each day.



Have a Question/Concern?

Quality products and first-class customer service are the cornerstone of long-lasting consumer relationships. We strive toward excellence in all we do and want you to be completely satisfied with your purchase.

Please contact our exceptional Customer Experience Agents at the email address or phone number shown below to assist you with any product questions or issues before requesting a return.

We look forward to serving you in a friendly, efficient manner to resolve any issues you may have.

Our Warranty Statement

This warranty covers manufacturing defects associated with your new product. The product is warranted from the original purchase date and to the original purchaser for normal usage, according to the below-referenced specifications and limitations.

- Non-moving metal parts are warranted for 5 years.
- Component parts including pneumatic cylinder, control mechanism, base and casters are warranted for 2 years.
- All other items are warranted for 1 year.

Normal usage means use in compliance with the restrictions and weight limits specified for the product. In the absence of product-specific restrictions and weight limits, normal usage means use for no more than forty hours per week by persons weighing 250 lbs. or less. Coverage terminates if the product is sold or otherwise transferred. Repairs made by parties other than Belnick also void this warranty.

This warranty will not cover: (1) labor, freight, or damage from misuse, abuse, negligence, alteration, assembly, installation, attachments, accident, vandalism, acts of nature or any other event beyond the control of Belnick; (2) tearing, scratching, scuffing, or blemishing of leather or fabric; (3) cosmetic damage that may result from normal usage; (4) damage attributable to use by persons exceeding specified weight limits or commercial use exceeding forty hours per week; or (5) rust or other damage caused by exposure to moisture. The user assumes all risk of injury resulting from use of this product. Liability for incidental or consequential damage is excluded. Some states do not allow the exclusion or limitation of incidental or consequential damages, so the above limitation or exclusion may not apply to you.



IMPORTANT NOTES

- ATTENTION! DANGER OF SUFFOCATION! KEEP THE PACKAGING MATERIAL AWAY FROM CHILDREN AND PETS.
- THE PRODUCT IS NOT A TOY! KEEP CHILDREN AND PETS AWAY FROM THE PRODUCT TO AVOID INJURIES.
- DO NOT DISASSEMBLE THE PRODUCT (EXCEPT FOR REMOVING THE STORAGE BATTERY PRIOR TO DISPOSAL OF THE SOLAR UNIT). HAVE THE PRODUCT REPAIRED BY A QUALIFIED PROFESSIONAL.
- IF A STORAGE BATTERY HAS LEAKED, ENSURE THAT THE BATTERY ACID DOES NOT COME INTO CONTACT WITH YOUR SKIN, EYES, AND MUCOUS MEMBRANES. IN CASE OF CONTACT WITH BATTERY ACID, RINSE THE AFFECTED AREAS IMMEDIATELY WITH PLENTY OF CLEAN WATER AND SEEK IMMEDIATE MEDICAL ATTENTION.
- STORAGE BATTERIES MAY NOT BE DISASSEMBLED, DISPOSED OF IN FIRE, IMMERSED IN LIQUIDS OR SHORT CIRCUITED.
- DO NOT DROP THE PRODUCT AND DO NOT SUBJECT IT TO SEVERE IMPACTS.
- DO NOT USE THE PRODUCT IF IT IS DAMAGED.
- NEVER SUBMERGE THE PRODUCT IN WATER OR OTHER LIQUIDS! IT IS ONLY SPLASH-PROOF.
- IN THE EVENT OF EXTREME WEATHER CONDITIONS (E.G. STORM, HAIL) OR IF YOU DO NOT INTEND TO USE THE PRODUCT FOR A PROLONGED PERIOD OF TIME, TURN IT OFF AND STORE THE PRODUCT IN A DRY PLACE.
- TO ENABLE AN AUTOMATIC ACTIVATION OF THE LED LIGHT THE ARTICLE SHOULD NOT BE SITUATED NEAR OTHER LIGHT SOURCES SUCH AS STREET LIGHTS OR PORCH LIGHTS.
- ENSURE THAT THE SOLAR FIELD IS ALWAYS CLEAN IN ORDER TO ENSURE THE GREATEST POSSIBLE COLLECTION OF LIGHT. CLEAN IT OCCASIONALLY WITH A DAMP CLOTH.
- DO NOT USE CORROSIVE OR ABRASIVE CLEANING PRODUCTS TO CLEAN THE PRODUCT! THEY COULD DAMAGE THE SURFACE.

Removing the storage battery

Loosen the screws of the solar unit and remove the cover. Afterwards, you can carefully remove the storage battery.

BATTERIES

- Do not mix used and new batteries.
- Battery disposal, spent or expired batteries must be properly disposed of and recycled in compliance with local regulations. For detailed information, contact your local authority.
- Follow the battery manufacturer's safety, usage, and disposal instructions.

DISPOSAL

- Dispose of all packaging, paper, cartons, plastic and plastic bags in accordance with your local recycling regulations.
- At the end of the product's lifespan, please dispose of it at an authorized household waste recycling center.

