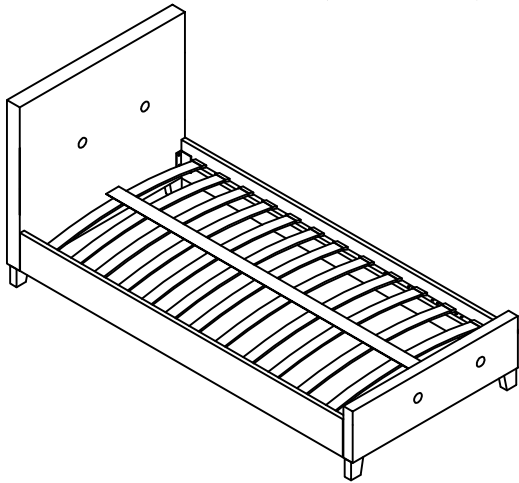
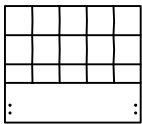












PLATFORM BED FRAME INSTRUCTION



Components

①  1PC	②  1PC	③  2PCS
④  14PCS	⑤  1PC	Ⓐ  8PCS
Ⓑ  4PCS	Ⓒ  12PCS	Ⓓ  1PC
Ⓔ  4PCS	Ⓕ  28PCS	

