






ASSEMBLY INSTRUCTION

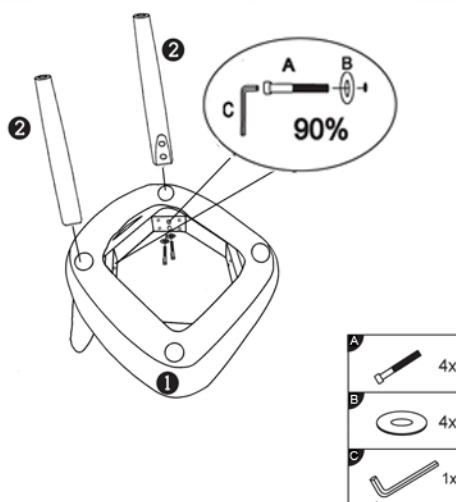
Hardware List

①		Chair	1PC
②		Legs	4PCS
A		Bolts	8PCS
B		Washer	8PCS
C		Allen Key	1PC

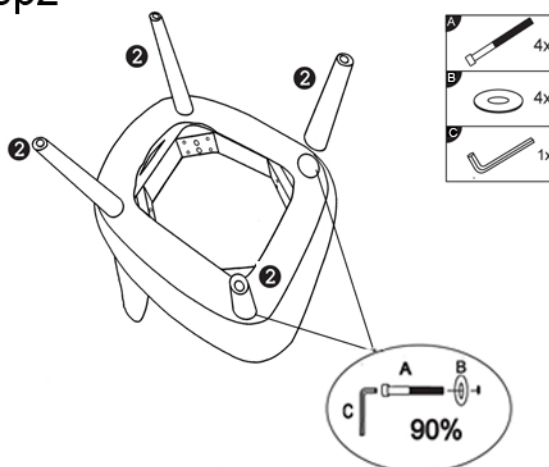
PRE-ASSEMBLY PREPARATION:

1. Please put on clean space to assemble to avoid damages on chairs .
2. About hardwares: tighten all screws firstly 90%;adjust the legs to level; tighten the screws the remainig 10%.
3. weight capacity:300 pounds.

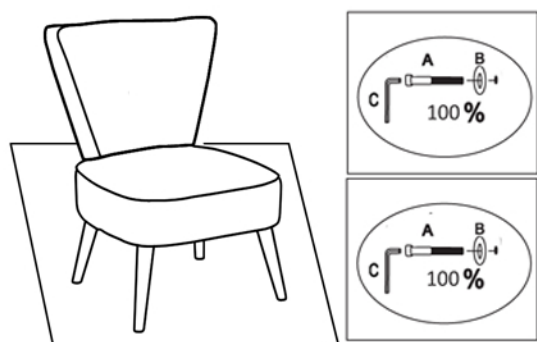
Step1



Step2



Step3



Step4

