
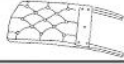







ASSEMBLY INSTRUCTION

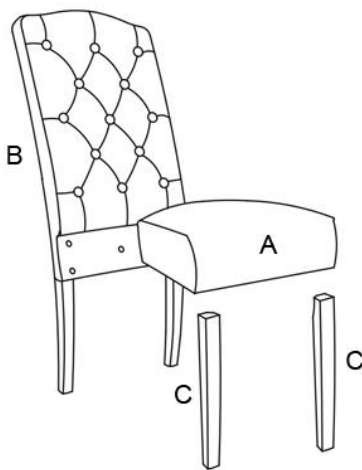
Hardware List

A		Seat	1PC
B		Chair	1PC
C		Legs	2PCS
E		Bolts	4PCS
F		Bolts	5PCS
G		Washer	9PCS
H		Allen Key	1PC

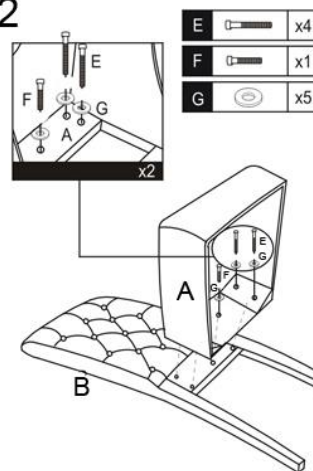
PRE-ASSEMBLY PREPARATION:

1. Please put on clean space to assemble to avoid damages on chairs.
2. About hardwares: tighten all screws firstly 90%; adjust the legs to level; tighten the screws the remainig 10%.
3. weight capacity: 300 pounds.

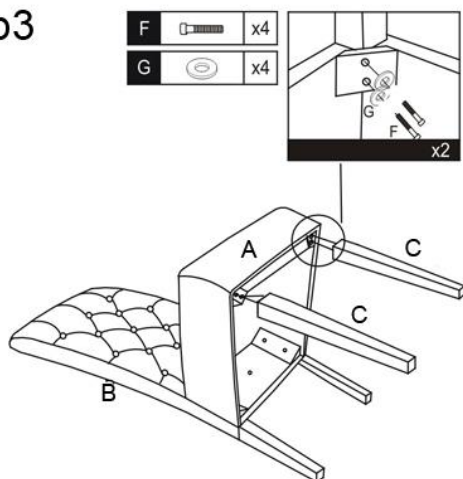
Step1



Step2



Step3



Step4

