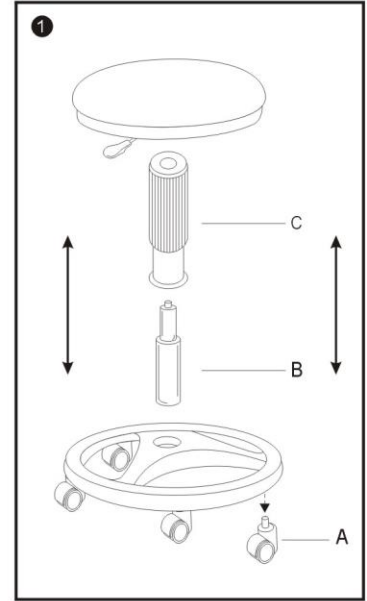
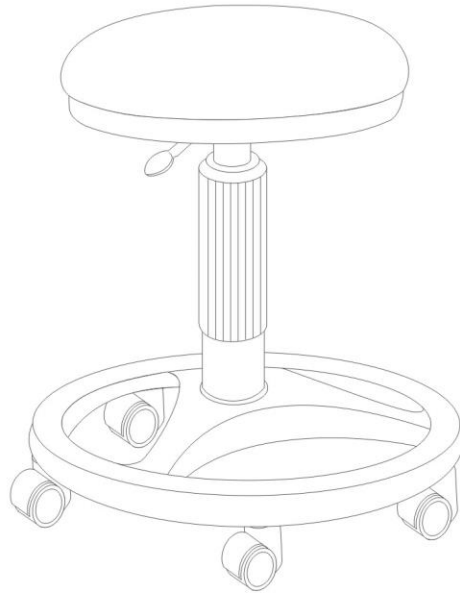
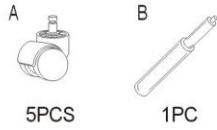


# Model 905DG Assembly Instructions

## Parts Listing



**ASSEMBLY NOTES:**  
During assembly, hand tighten screws only. When all screws are in place, you may then tighten all screws completely.  
**CAUTION:** 1. Do not use this chair as a step ladder.  
2. Check for loose screws and tighten them anytime.

Made and printed in Taiwan.